

The Government has announced (<https://www.parliament.uk/business/publications/written-questions-answers-statements/written-statement/Commons/2020-03-23/HCWS176/>) that it will not publish any school or college level educational performance data based on tests, assessments or exams for 2020, and has outlined accountability arrangements (<https://www.gov.uk/government/news/teacher-assessed-grades-for-students>) for 2020/21. Further information on what this means for the way school and college accountability will operate for 2019/20 and for 2020/21 can be found [here](https://www.gov.uk/government/publications/coronavirus-covid-19-school-and-college-performance-measures). (<https://www.gov.uk/government/publications/coronavirus-covid-19-school-and-college-performance-measures>)

Enmore Church of England Primary School (URN: 137437)

Key stage 2

This is revised data for 2018/19.

Progress in reading, writing and maths

Reading

Number of pupils = 19

Pupils with adjusted scores = 0

Average 2.61

Confidence interval
-0.2 to 5.4

Writing

Number of pupils = 19

Pupils with adjusted scores = 0

Average 0.36

Confidence interval
-2.2 to 2.9

Maths

Number of pupils = 19

Pupils with adjusted scores = 0

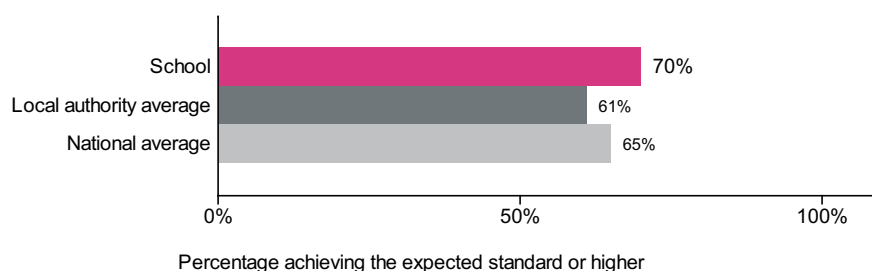
Average 0.37

Confidence interval
-2.1 to 2.8

Reading, writing and maths combined

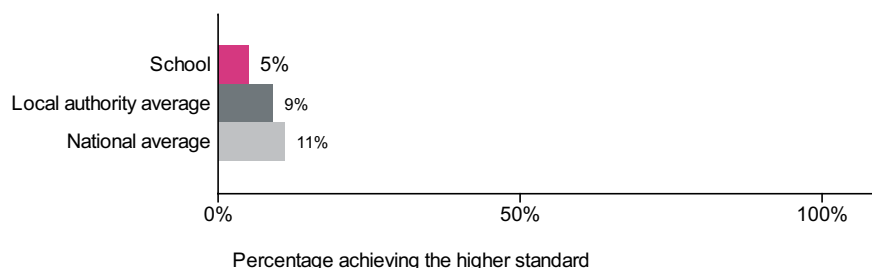
Percentage of pupils achieving the expected standard or higher

Number of pupils = 20



Percentage of pupils achieving the higher standard

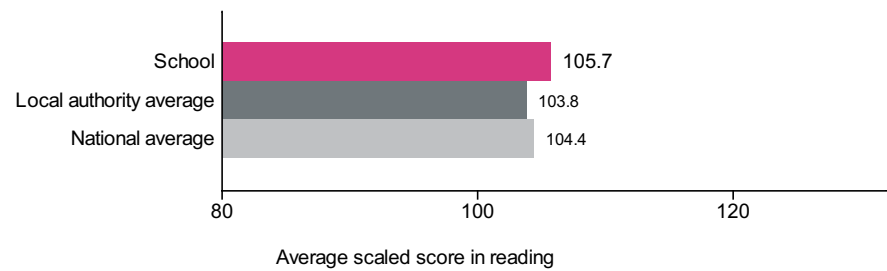
Number of pupils = 20



Average scaled score in:

Reading

Number of pupils = 20



Maths

Number of pupils = 20

